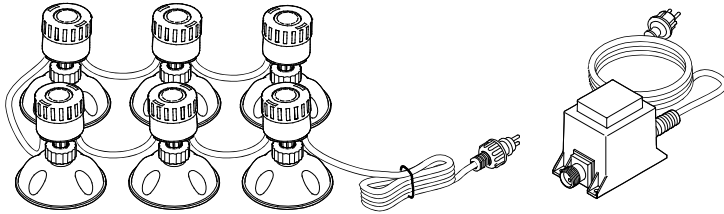
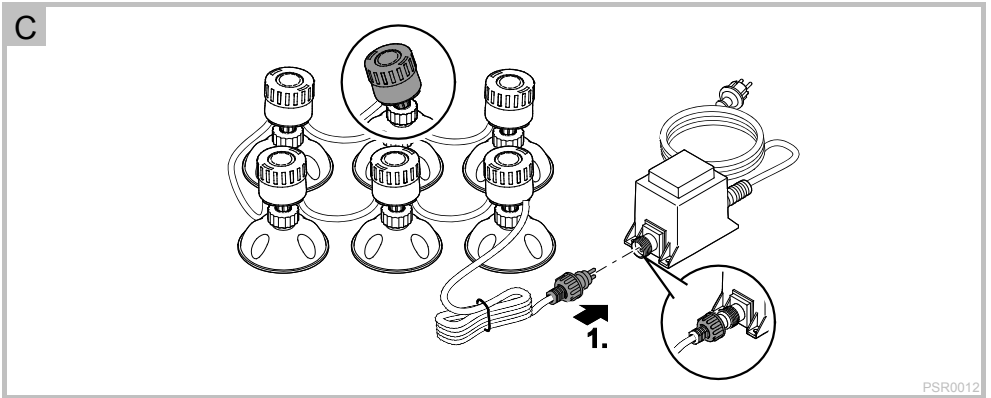
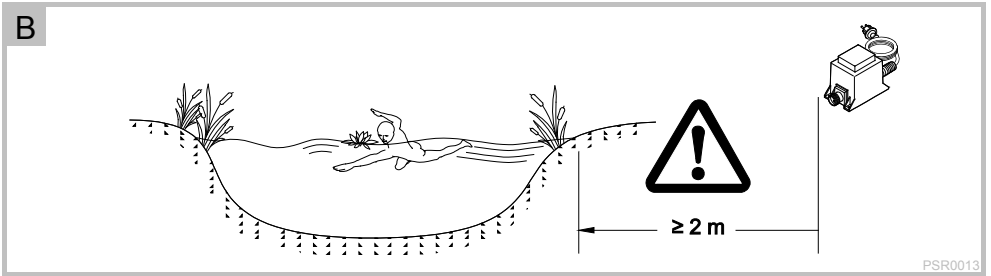
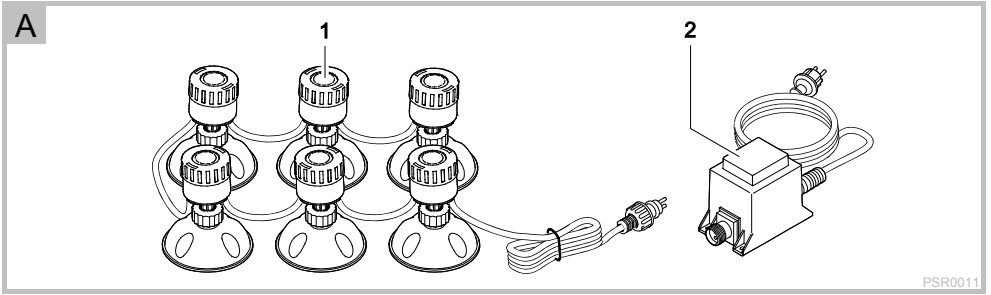




EN Operating instructions

PondoStar LED Set 6





Translation of the original Operating Instructions

WARNING

- This unit can be used by children aged 8 and above and by persons with reduced physical, sensory or mental capabilities or lack of experience and knowledge if they are supervised or have been instructed on how to use the unit in a safe way and they understand the hazards involved.
- Do not allow children to play with the unit.
- Only allow children to carry out cleaning and user maintenance under supervision.
- Ensure that the unit is fused for a rated fault current of max. 30 mA by means of a fault current protection device.
- Only connect the unit if the electrical data of the unit and the power supply correspond. The unit data is to be found on the unit type plate, on the packaging or in this manual.
- Possible death or severe injury from electrocution! Before reaching into the water, always disconnect all units in the water that have a voltage of >12 V AC or >30 V DC from the power supply.
- Do not use the unit if electrical cables or housings are damaged.
- A damaged connection cable cannot be replaced. Dispose of the unit.

Safety information

Correct electrical installation

- Electrical installations must meet the national regulations and may only be carried out by a qualified electrician.
- A person is regarded as a qualified electrician if, due to his/her vocational education, knowledge and experience, he or she is capable of and authorised to judge and carry out the work commissioned to him/her. This also includes the recognition of possible hazards and the adherence to the pertinent regional and national standards, rules and regulations.
- The device may only be connected if the electrical data of the device and the power supply coincide. The device data is to be found on the device type plate, on the packaging or in this manual.
- For your own safety, please consult a qualified electrician.
- Extension cables and power distributors (e.g. outlet strips) must be suitable for outdoor use (splash-proof).
- Install the transformer at a minimum safety distance of 2 m from the water.
- Protect the plug connection from moisture.
- Only connect the unit to a correctly fitted socket.

Safe operation

- Never carry or pull the unit by the electrical cable.
- Route cables such that they are protected from damage and do not present a tripping hazard.
- Only open the unit housing or its attendant components if this is explicitly specified in the operating instructions.

- Only carry out work on the unit that is described in this manual. If problems cannot be overcome, please contact an authorised customer service point or, if in doubt, the manufacturer.
- Only use original spare parts and accessories for the unit.
- Never carry out technical changes to the unit.
- Only operate the unit with the supplied transformer.
- The power pack and the plug connectors of the power cables supplied are not water-tight, but only rain and splash-proof. Do not route or fit in the water.

Information about these operating instructions

You made a good choice with the purchase of this product **PondoStar LED Set 6**.

Prior to commissioning the unit, please read the instructions of use carefully and fully familiarise yourself with the unit. Ensure that all work on and with this unit is only carried out in accordance with these instructions.

Adhere to the safety information for the correct and safe use of the unit.

Keep these instructions in a safe place! Please also hand over the instructions when passing the unit on to a new owner.

Symbols used in these instructions

Warnings

The warning information is categorised by signal words, which indicate the extent of the hazard.



WARNING

- Indicates a possibly hazardous situation.
- Non-observance may lead to death or serious injuries.



CAUTION

- Indicates a possibly hazardous situation.
- Non-observance may lead to slight or minor injuries.



NOTE

Information for the purpose of clarification or for preventing possible damage to assets or to the environment.

Additional information

- A Reference to a figure, e.g. Fig. A.

Intended use

PondoStar LED Set 6, referred to as "unit", may only be used as specified in the following:

- For use in water fountain systems and ponds.
- For use above and under water.
- Operate in accordance with instructions.

The following restrictions apply to the unit:

- Do not use for commercial or industrial purposes.
- Do not use in conjunction with chemicals, foodstuff, easily flammable or explosive substances.

Scope of delivery

<input type="checkbox"/> A	Quantity	Description
1	6	LED spot including bulb
2	1	Transformer

Installation and connection

B, C

Ensure that units are positioned and secured such that they cannot present a hazard:

- Install the transformer at a minimum safety distance of 2 m from the water.
- Position the lights outside of the water or in the water and tilt the light head as desired.

How to proceed:

1. Connect the plug of the spotlight connection cable to the socket on the transformer and hand-tighten the union nut.

Commissioning/start-up



WARNING

Possible death or severe injury from hazardous electrical voltage!

- Prior to reaching into the water, isolate (switch off and disconnect) all units/devices used in the water.
- Isolate the device (disconnect from the power supply) before carrying out any work on it.



NOTE

Sensitive electrical components. Incorrect connection will destroy the unit.

- Do not connect the unit to a dimmable power supply.

Switching on: Insert the power plug of the transformer into the socket.

- Check the function of the spotlights.

Switching off: Disconnect the transformer power plug.

Remedy of faults

Malfunction	Cause	Remedy
Lamp does not light up.	Power supply interrupted	Check power supply
	Transformer defective	Replace transformer
Luminosity decreasing	Lamp glass soiled	Clean

Maintenance and cleaning



WARNING

Possible death or severe injury from hazardous electrical voltage!

- Prior to reaching into the water, isolate (switch off and disconnect) all units/devices used in the water.
- Isolate the device (disconnect from the power supply) before carrying out any work on it.

If necessary, clean the unit with clear water using a soft brush.

- Ensure that no moisture can enter the unit.

Disposal





NOTE






Do not dispose of this unit with domestic waste.






- Render the unit unusable beforehand by cutting the cables and dispose of the unit via the return system provided for this purpose.

Guarantee conditions

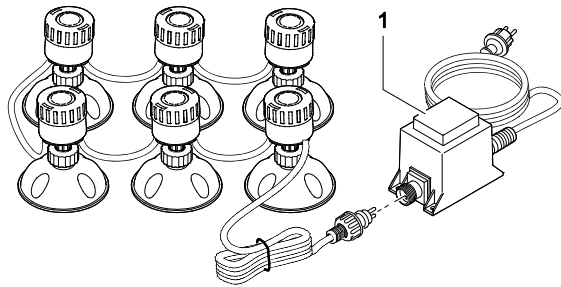
PfG grants a 2 year guarantee from the date of sale on proven material and manufacturing faults. Prerequisite for our guarantee is the presentation of the purchase receipt. Our guarantee will become null and void if the unit is misused, electrically or mechanically damaged by inappropriate use and improper repair by non-authorized workshops. Repairs are reserved for workshops authorized by PfG or by PfG itself. In the case of warranty claims, please return the defective unit or part freight paid to PfG together with a description of the fault and the purchase receipt. PfG reserves the right to invoice repair costs. PfG is not liable for transport damage. Any damage must be claimed against the carrier. Further claims of whatever type, especially consequential damage, are excluded. This guarantee does not affect the final customer's claims against the dealer.

DE	Bemessungsspannung	Ausgang	Leistungsaufnahme	Wassertemperatur (Betrieb unter Wasser)	Umgebungstemperatur (Betrieb außerhalb des Wassers)	Tauchtiefe	Kabellänge	Abmessungen	Gewicht
EN	Rated voltage	Output	Power consumption	Water temperature (operation under water)	Ambient temperature (operation outside the water)	Immersion depth	Cable length	Dimensions	Weight
FR	Tension de mesure	Sortie	Consommation	Température de l'eau (exploitation sous l'eau)	Température ambiante (exploitation hors de l'eau)	Profondeur d'immersion	Longueur de câble	Dimensions	Poids
NL	Dimensioneringsspanning	Uitgang	Stroomverbruik	Wassertemperatuur (gebruik onder water)	Omgevingstemperatuur (gebruik buiten water)	Dompeldiepte	Kabellengte	Afmetingen	Gewicht
ES	Tensión asignada	Salida	Consumo de potencia	Temperatura del agua (operación subacuática)	Temperatura ambiente (operación fuera del agua)	Profundidad de inmersión	Longitud del cable	Dimensiones	Peso
PT	Voltagem considerada	Saída	Consumo de energia	Temperatura da água (operação dentro de água)	Temperatura ambiente (operação fora de água)	Profundidade de imersão	Comprimento do cabo	Dimensões	Peso
IT	Tensione di taratura	Azzerare	Potenza assorbita	Temperatura acqua (funzionamento sotto acqua)	Temperatura ambiente (funzionamento fuori dall'acqua)	Profondità d'immersione	Lunghezza cavo	Dimensioni	Peso
DA	Nominel spænding	Udgang	Strømförbrug	Vandtemperatur (drift under vand)	Omgivelsestemperatur (drift over vand)	Bassindybde	Ledningslængde	Dimensioner	Vægt
NO	Merkespenning	Utgang	Inngangseffekt	Vanntemperatur (bruk under vann)	Omgivelsestemperatur (ikke bruk i vann)	Nedsenkingsdybde	Kabellengde	Mål	Vekt
SV	Märkspänning	Utgång	Effekt	Vattentemperatur (drift under vattenytan)	Omgivningstemperatur (drift utanför vattnet)	Doppningsdjup	Kabellängd	Mått	Vikt
FI	Mitoitusjännite	Lähtö	Ottoteho	Veden lämpötila (käyttö veden alla)	Ympäristön lämpötila (käyttö veden ulkopuolella)	Uputussyvyys	Kaapelin pituus	Mitat	Paino
HU	Névleges feszültség	Kimenet	Teljesítményfelvétel	Víz hőmérséklet (üzemelés víz alatt)	Környezeti hőmérséklet (üzemelés vízen kívül)	Merülési mélység	Kábelhossz	Méreték	Súly
PL	Napięcie znamionowe	Wyjście	Pobór mocy	Temperatura wody (eksploatacja pod wodą)	Temperatura otoczenia (eksploatacja nad wodą)	Głębokość zanurzenia	Długość kabla	Wymiary	Ciężar
CS	Domezovací napětí	Výkon	Příkon	Teplota vody (provoz pod vodou)	Teplota prostředí (provoz na suchu)	Hloubka ponoření	Délka kabelu	Rozměry	Hmotnost
SK	Menovitá napätie	Výstup	Prikon	Teplota vody (prevádzka pod vodou)	Teplota okolitého prostredia (prevádzka mimo vody)	Hĺbka ponorenia	Dĺžka kábla	Rozmery	Hmotnosť
SL	Nazivna napetost	Izhod	Nazivna moč	Temperatura vode (delovanje pod vodo)	Temperatura okolice (delovanje izven vode)	Potopna globina	Dolžina kabla	Dimenzije	Teža
HR	Nazivni napon	Izlaz	Prijemna snaga	Temperatura vode (rad pod vodom)	Temperatura okoline (rad izvan vode)	Dubina uranjanja	Duljina kabela	Dimenzije	Težina
RO	Tensiunea măsurată	Ieşire	Putere consumată	Temperatura apei (funcţionare sub apă)	Temperatura ambiantă (funcţionare afară din apă)	Adâncime de imersie	Lungime cablu	Dimensiuni	Greutate
BG	Номинално напрежение	Изход	Консумирана мощност	Температура на водата (работа под вода)	Околна температура (работа извън водата)	дълбочина на потапяне	Дължина на кабелите	Размери	Тегло
UK	Номинальна напруга	Вихід	Споживана потужність	Температура води (робота під водою)	Температура навколишнього середовища (робота за межами водою)	Глибина занурення	Довжина кабелю	Розміри	Вага
RU	Номинальное напряжение	Выход	Потребляемая мощность	Температура воды (работа под водой)	Окружающая температура (работа не в воде)	Глубина погружения	Длина кабеля	Размеры	Вес
	230 V AC, 50 Hz	12 V AC max. 4.8 VA	—	/	-10 ... +40 °C	/	1.5 m	—	
	12 V AC	—	6 x 0.5 W	+4 ... +35 °C	—	max. 1 m	3 m +6 x 1.2 m	6 x (6.5 cm x 6.5 cm x 9 cm)	
PondoStar LED Set 6									1.2 kg

	IP 68 	IP 44				
DE	Staubdicht. Wasserdicht bis 1.0 m Tiefe.	Schutz gegen das Berühren von gefährlichen Teilen. Kein Schutz gegen Eindringen von Wasser.	Schutzklasse II, Schutzisolierung, die im Fehlerfall Spannung führen kann	Sicherheitstransformator	Nicht mit normalem Hausmüll entsorgen!	Lesen Sie die Gebrauchsanleitung!
EN	Dust tight. Water tight to 1.0 m depth.	Protection to prevent contact with dangerous components. No protection against the ingress of water.	Protection class II, protection insulation which could become live in the event of a fault.	Safety transformer	Do not dispose of together with household waste!	Read the operating instructions!
FR	Imperméable aux poussières. Etanche à l'eau jusqu'à une profondeur de 1.0 m.	Protection contre le contact avec des pièces dangereuses. Pas de protection contre l'infiltration d'eau.	Classe de protection II, double isolation risquant de conduire une tension électrique en cas de défaut.	Transformateur de sécurité	Ne pas recycler dans les ordures ménagères !	Lire la notice d'emploi!
NL	Stofdicht. Waterdicht tot een diepte van 1.0 m	Beveiliging tegen het aanraken van gevaarlijke delen. Niet beveiligd tegen binnendringend water.	Beschermingsklasse II, randaarding, die bij defecten spanning kan geleiden.	Veiligheids-transformator	Niet afvoeren met het normale huisvuil!	Lees de gebruiksaanwijzing!
ES	A prueba de polvo. Impermeable al agua hasta 1.0 m de profundidad.	Protección contra contacto con las partes peligrosas. Ninguna protección contra la entrada de agua.	Clase de protección II, aislamiento de protección que en caso de defecto pueden conducir tensión.	Transformador de seguridad	¡No deseche el equipo en la basura doméstica!	¡Lea las instrucciones de uso!
PT	À prova de pó. À prova de água até 1.0 m de profundidade.	Protecção contra contacto com componentes perigosos. Sem protecção contra penetração de água.	Classe de isolamento II, isolamento protector que em caso de defeito pode ser percorrido por tensão eléctrica	Transformador de segurança	Não deitar ao lixo doméstico!	Leia as instruções de utilização!
IT	A tenuta di polvere. Impermeabile all'acqua fino a 1.0 m di profondità.	Protezione contro il contatto di componenti pericolosi. Nessuna protezione contro la penetrazione di acqua.	Classe di protezione II, isolamento di protezione che in caso di difetto può condurre tensione	Trasformatore di sicurezza	Non smaltire con normali rifiuti domestici!	Leggete le istruzioni d'uso!
DA	Støvtæt. Vandtæt indtil 1.0 m dybde.	Beskyttelse mod berøring af farlige dele. Ingen beskyttelse mod indtrængning af vand.	Beskyttelses-klasse II, beskyttelses-isolering, som i tilfælde af fejl kan lede spænding.	Sikkerhedstransformator	Må ikke bortskaffes med det almindelige husholdningsaffald!	Læs brugsanvisningen!
NO	Støvtett. Vann tett ned til 1.0 m dyp.	Beskyttelse mot berøring av farlige deler. Ingen beskyttelse mot vanninntrengning.	Beskyttelsesklasse II, dobbeltisolering som kan bli spenningsførende ved feil.	Sikkerhets-transformator	Ikke kast i alminnelig husholdningsavfall!	Les bruksanvisningen!
SV	Dammtät. Vattentät till 1.0 m djup.	Skydd mot beröring av farliga delar. Inget skydd mot inträngande vatten.	Kapslingsklass II, skyddsisolering som kan bli strömförande vid störningar	Säkerhetstransformator	Får inte kastas i hushållsso-porna!	Läs igenom bruksanvisningen
FI	Pölytiivis. Vesi tiivis 1.0 m syvyyteen asti.	Vaarallisten osien kosketussuoja. Ei suojattu sisään pääsevältä vedeltä.	Koteloitiluokka II, häiriötapauksissa mahdollisesti jännitteisten suojaeristys.	Suojamuuntaja	Älä hävittää laitetta tavallisen talousjätteen kanssa!	Lue käyttöohje!
HU	Portómított. Vízálló 1.0 m-es mélységig.	Védelem veszélyes alkatrészek megérintése ellen Nincs védelem víz behatolása ellen.	II-es védelmi osztály, védőszigetelés, mely hiba esetén feszültséget vezethet	Biztonsági transzformátor	A készüléket nem a normál háztartási szeméttel együtt kell megsemmisíteni!	Figyelem! Olvassa el a használati útmutatót!

	IP 68 	IP 44				
PL	Pyłoszczelny. Wodoszczelny do 1.0 m głębokości.	Zabezpieczenie przed dotknięciem niebezpiecznych części. Brak zabezpieczenia przed wnikaniem wody	Klasa ochrony II, izolacja ochronna, które w przypadku usterki mogą znajdować się pod napięciem	Transformator ochronny	Nie wyrzucać wraz ze śmieciami domowymi!	Przeczytać instrukcję użytkowania!
CS	Prachotěsný. Vodotěsný do hloubky 1.0 m.	Ochrana proti dotyku nebezpečných částí. Bez ochrany proti vniknutí vody.	Třída ochrany II, ochranná izolace, která v případě závady může vést napětí.	Bezpečnostní transformátor	Nelikvidovat v normálním komunálním odpadu!	Přečtěte Návod k použití!
SK	Prachotesný. Vodotesný do hĺbky 1.0 m.	Ochrana proti dotyku nebezpečných častí. Nechránené proti vniknutiu vody	Trieda ochrany II, ochranná izolácia, ktorá v prípade závady môže viesť napätie.	Bezpečnostný transformátor	Nelikvidovať v normálnom komunálnom odpade!	Prečítajte si Návod na použitie!
SL	Ne prepušča prahu. Ne prepušča vode do globine 1.0 m.	Zaščita pred stikom z nevarnimi deli. Brez zaščite pred vdorom vode.	Zaščitni razred II, zaščitna izolacija, ki v primeru napake lahko prevaja napetost	Varnostni transformator	Ne zavržite skupaj z gospodinj-skimi odpadki!	Preberite navodila za uporabo!
HR	Ne propušta prašinu. Ne propušta vodu do 1.0 m dubine.	Zaštita od dodirivanja opasnih dijelova. Nema zaštite od prodiranja vode.	Stupanj zaštite II, zaštitna izolacija, u slučaju greške može biti pod naponom	Sigurnosni transformator	Ne bacati u običan kućni otpad!	Pročitajte upute za upotrebu!
RO	Etanș la praf. Etanș la apă până la o adâncime de 1.0 m.	Protecție împotriva atingerii componentelor periculoase. Nicio protecție împotriva pătrunderii apei.	Clasa de protecție II, izolație de protecție conducătoare de tensiune în caz de eroare	Transformator de siguranță	Nu aruncați în gunoierul menajer !	Citiți instrucțiunile de utilizare !
BG	Защитено от прах. Водоустойчив до дълбочина 1 м.	Защита срещу докосване на опасни части. Без защита срещу проникване на вода.	Клас защита II, предпазна изолация, която в случай на нередност може да провежда напрежение	Предпазен трансформатор	Не изхвърляйте заедно с обикновения домакински боклук!	Прочетете упътването!
UK	Пилонепроникний, водонепроникний до 1 м.	Захист від контакту з небезпечними деталями. Відсутній захист від потрапляння води.	Клас захисту II, захисна ізоляція яка у випадку аварії може проводити струм.	Захисний трансформатор	Не викидайте разом із побутовим сміттям!	Читайте інструкцію!
RU	Пыленепрониц. Водонепрониц. на глубине до 1 м.	Защита от прикосновения к опасным деталям. Нет защиты от проникновения воды.	Класс защиты II, защитная изоляция, которая при неисправности может стать токоведущей	Предохранительный трансформатор	Не утилизировать вместе с домашним мусором!	Прочитайте инструкцию по использованию!

Pos.	PondoStar LED Set 6
1	43778



PSR0015



PfG GmbH
Tecklenburger Straße 161
D - 48469 Hörstel
Germany
www.pontec.com

CE

43312/09-17